

**PRO-TEC®**

**2014**  
SNOW





PROTECTED

FOR PROG.





# CAUTION PRO-TEC

» Founded in 1973, Pro-tec is the original action sports protective gear brand, featuring the market's most recognizable style of helmets. Pro-tec designs are often imitated, but never truly duplicated; that's because no other brand has 40 years of protective heritage in action sports.

Today, Pro-tec delivers the very best in protective equipment with a broad range of impact technology options for a variety of action sports, while still maintaining the classic style the brand is famous for.

Pro-tec will always be the original action sports protective gear brand, and continues to support and protect riders around the world so they can keep innovating, expressing, and progressing.

***Ride on.***







# ***TABLE OF CONTENTS***

## **2014 INTRO**

- **PAGE 6-16**
- » Introductions to our newest and boldest helmets to date. Be stoked. Be very stoked.
- 

## **HELMET TECH**

- **PAGE 17-22**
- » A breakdown of our leading-edge helmet technology, designed to keep you safe and functional on the mountain.
- 

## **HELMETS**

- **PAGE 23-68**
- » The main event. The cherry on top. The crème de la crème. Our beautiful line of helmets designed to fit every head and every style. Doing it right since 73'.
- 

## **LINERS, PADS & ACCESSORIES**

- **PAGE 69-84**
- » All of the extra gizmos and accessories to keep your helmet top-of-the line.
- 

## **CASUAL & POP MERCH**

- **PAGE 47-48**
- » Get your product on branded Point-of-Purchase equipment for maximum recognizability and distinction. Near-guaranteed to fly off the shelf.
-







# COVERT HELMET



## THE COVERT

---

» The new Covert Protec snow helmet features a sleek exterior shell with 3 hidden slider vents and linked goggle venting as well as a goggle clip which pops out from its nearly invisible stowed position to provide the rider with a dependable anchor in the event of a yard-sale type situation. Turn the helmet over, and the Covert reveals its true technical soul. We've implemented bluetooth technology for a more immersed riding experience and included our brand new 2014 Dialed Suspension fit system. Taking the reliable precision workings of our current twist fit system, we incorporated an interior comfort band, ending up with a tunable precision fit that has the comfort and give of a flexible ball cap – truly the best of both worlds. Exterior air is vented through deep interior channels embedded in the EPS, all of which is covered by a thin layer of nylux and a custom formed Drylex comfort liner. What makes the helmet so bombproof is its innovative hybrid in-mold hardshell construction. A solid color ABS upper is bonded in-mold to a lightweight poly-carbonate clad lower to give you the durability and strength that you need for a reliable, all-mountain helmet without the extra weight of traditional construction.



# FPO

**PLACE BEHIND 3RD TRIFOLD  
PAGE TO LOOK LIKE THIS  
WHEN CLOSED:**

**PRO-TEC**



**COVERT**

New for 2014. The Covert is the bombproof, all mountain helmet with a side order of super hi tech. On the exterior everything is flush and hidden away; however, when the top slide is opened, it reveals three ram air vents to feed the helmet with fresh air when needed.

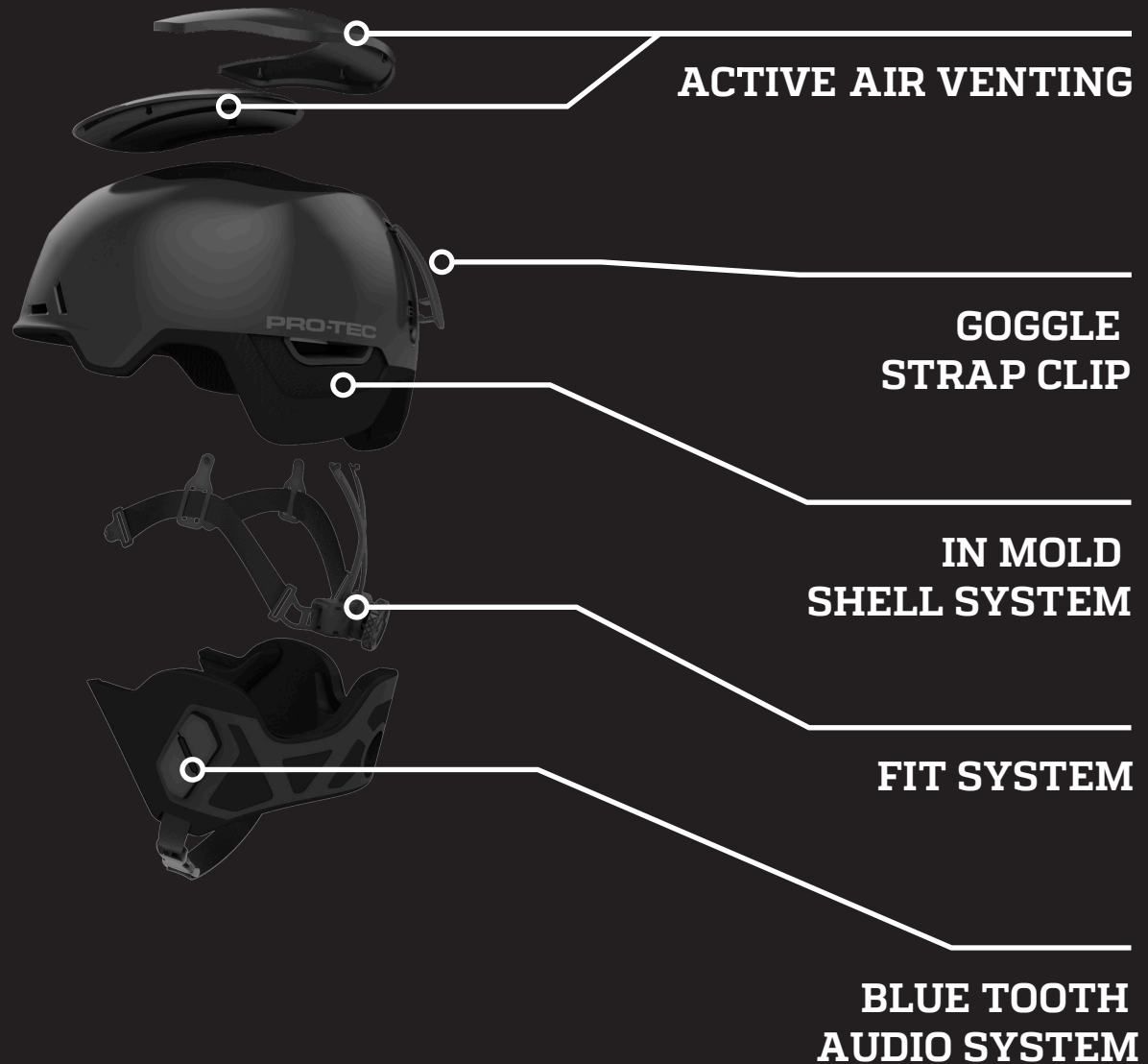
- SHELL: FEATHERLIGHT POLY-CARBONATE
- INTERIOR: INTERLOCK EPS LINING WITH NYLON
- LINER: ORTEX COMFORT LINER
- FIT: 6 SIZES / 2 SHELL BREAKS
- VENTS: 3 VENTS OF ACTIVE VENTING VIA LARGE FOAMAT
- DISPENSING: 400M AND 100M, 0000 1000, 45/100
- SLIDER
- 2003/2004, CE 3079

XS, S, M, L, XL



- ACTIVE AIR VENTING
- GOGGLE STRAP CLIP
- IN MOLD SHELL SYSTEM
- FIT SYSTEM
- BLUE TOOTH AUDIO SYSTEM







**PRO-TEC**



# COVERT

SIZES  
» XS, S, M, L, XL

• New for 2014. The Covert is the bombproof, all mountain helmet with a side order of super hi-tech. On the exterior everything is flush and hidden away; however, when the top slide is opened, it reveals three ram air vents to flood the helmet with fresh air when needed.

- **SHELL:** FEATHERLITE POLY-CARBONATE
- **LINER:** DRYLEX COMFORT LINER
- **VENTS:** 3 VENTS OF ACTIVE VENTING VIA LARGE FORMAT SLIDER

- **INTERIOR:** INTERIOR EPS LINED WITH NYLEX
- **FIT:** 6 SIZES / 2 SHELL BREAKS
- **CERTIFICATION:** ASTM 1492/1447, CPSC 1203, AS/NZS 2063:2008, CE 1078





» SATIN BLACK

1000500 ●  
1000600 - AF  
1000700 ●



» TITANIUM / ORANGE

1000502 ●  
1000702 ●



» FIRE RED

1000503 ●  
1000703 ●



» WHITE / GRAY

1000501 ●  
1000701 ●



» GRAY BRUSH

1000504 ●  
1000604 - AF  
1000704 ●



AF = AUDIO FORCE ● = NEW PRODUCT ● = BLUE TOOTH

TECHNOLOGY IN COVERT AND HEATHER

» LOW-PROFILE,  
LIGHTWEIGHT  
EPS FOAM LINER



» DIALED SUSPENSION  
HELMET FIT SYSTEM



» HYBRID  
IN-MOLD/HARDSHELL  
TECHNOLOGY



» WIRELESS  
BLUETOOTH AUDIO  
TECHNOLOGY







» TAUPE / SALMON  
1000899 ●  
1001099 ●



» PASTEL GREEN  
1000898 ●  
1001098 ●



» WHITE / GREY  
1000897 ●  
1000997 - AF ●  
1001097 ●



# HEATHER

SIZES  
» XS, S, M, L, XL

## TECHNOLOGY IN COVERT AND HEATHER

» TOOL-LESS  
REMOVABLE  
GOGGLE STRAP  
CLIP



» LOW-PROFILE  
POLY-CARBONATE  
SHELL



AF = AUDIO FORCE ● = NEW PRODUCT ● = BLUE TOOTH



# INTRODUCING THE ASCENT HELMET 2014

## THE ASCENT

---

» The Ascent's innovative large format slide activator ensures you will never have to fumble around for a tiny switch when you need to adjust the venting. For one of our newest additions to the Protec line, we have adopted a rounder interior shape that accommodates a diverse range of head sizes, ensuring a snug and comfy fit. Speaking of comfy, the Ascent is one of our first helmets to incorporate the brand new Dialed Suspension Fit System. We took the reliable precision of our current twist fit system and integrated an interior comfort band system, resulting in a tunable precision fit that has the comfort and give of a flexible ball cap. It truly is the best of both worlds. Rounding out the innovative features included in this helmet are the linked front goggle vents. Internal ducting connects the two vents to deep interior venting channels. This allows for greater goggle defogging, as well as improving overall comfort by regulating interior temperature.

---

**EPS / ACTIVE VENTING / NEW DS FIT SYSTEM / BLUE TOOTH TECH / INTERNAL VENTING CHANNELS / GOGGLE COMPATIBILITY**

---



» Hybrid shell & liner technology blends the best of both worlds in this new Protec feature. The upper part is capped by our bomb-proof Hardshell over tough EPS liner while the lower part utilizes in-mold shell & liner technology to give you protection where you need it and a lighter low-profile feel where you want it.



» Wireless Bluetooth technology augments our drop-in audio system to deliver a completely immersed riding experience. Developed with the tech-forward rider in mind, our Bluetooth Audio System keeps the focus off your tangled earphones and on the snow ahead instead.



» Customize your fit with the advanced Pro-Tec Dialed Suspension System found in our premium line of Pro-Tec snow helmets. Simply twist the Dual Direction Dial either way to adjust the size of your helmet on the fly. See for yourself what ultimate customizability feels like.





**PRO-TEC**



# ASCENT

SIZES  
» XS, S, M, L, XL

New for 2014. The Ascent is targeted for the performance-minded mountain riders. The venting system incorporates 11 active vents that allow rapid cooling when you want it and close up tight when you don't.

- **SHELL:** FEATHERLITE POLY-CARBONATE
- **LINER:** EPS LINED WITH NYLEX
- **VENTS:** 11 VENTS OF ACTIVE VENTING VIA LARGE FORMAT SLIDER

- **INTERIOR:** FULL-SURROUND INTERIOR
- **FIT:** 6 SIZES / 2 SHELL BREAKS
- **CERTIFICATION:** ASTM 1492/1447, CPSC 1203, AS/NZS 2063:2008, CE 1078



» SATIN BLACK  
1000100 ●  
1000300 - AF  
1000400 ●



» WHITE/GRAY  
1000101 ●  
1000401 ●



» TWO TONE GRAY  
1000102 ●  
1000302 - AF  
1000402 ●



» ORANGE/OLIVE  
1000104 ●  
1000404 ●



» BLUE/GRAY  
1000103 ●  
1000403 ●

AF = AUDIO FORCE ● = NEW PRODUCT ● = BLUE TOOTH

TECHNOLOGY

» LOW-PROFILE,  
LIGHTWEIGHT  
EPS FOAM LINER



» LIGHTWEIGHT  
POLYCARBONATE  
OUTER SHELL  
CONSTRUCTION



» HYBRID  
IN-MOLD/HARDSHELL  
TECHNOLOGY



» WIRELESS  
BLUETOOTH AUDIO  
TECHNOLOGY





# **RECCO TECHNOLOGY**







## RECCO AVALANCHE RESCUE SYSTEM

---

>>A RECCO® Locator chip built into each RECCO®-equipped helmet works with advanced radar technology to allow the quick location of an avalanche victim or lost snowboarder by the large percentage of ski patrol and mountain rescue teams that utilize the RECCO® system.

\*Featured in Pro-tec's Commander, Kensington, Ascent & Covert snow helmets

.....





# HELMET TECHNOLOGY

## SHELLS & LINERS



» Hardshell construction is made up of a durable, high-density, injection-molded ABS shell. The result is a super tough helmet at an affordable price.

\*Featured in The Classic and B2 Snow



» Our Featherlite technology consists of fusing a lightweight polycarbonate outer shell with the helmet's impact-absorbing In-Mold EPS foam liner. This method of construction provides the optimal balance of protection and low-profile style without any excess weight.

\*Featured in the Commander, Riot, Kensington, Scandal, Ruckus and Sparkle



» EPS foam liners have become the industry standard for maximum impact-absorption at the lowest possible profile. All Certified helmet styles from Pro-Tec feature EPS foam liners paired with In-mold or Hardshell outer construction.

\*Featured in all of our Pro-Tec snow helmets



> Use of this multi-certified Pro-tec line of helmets is not just for our plank riders. If your sport requires head protection from any type of impact, Pro-tec has you covered.

\*Featured In the Riot, Classic, Scandal, Ruckus and Sparkle

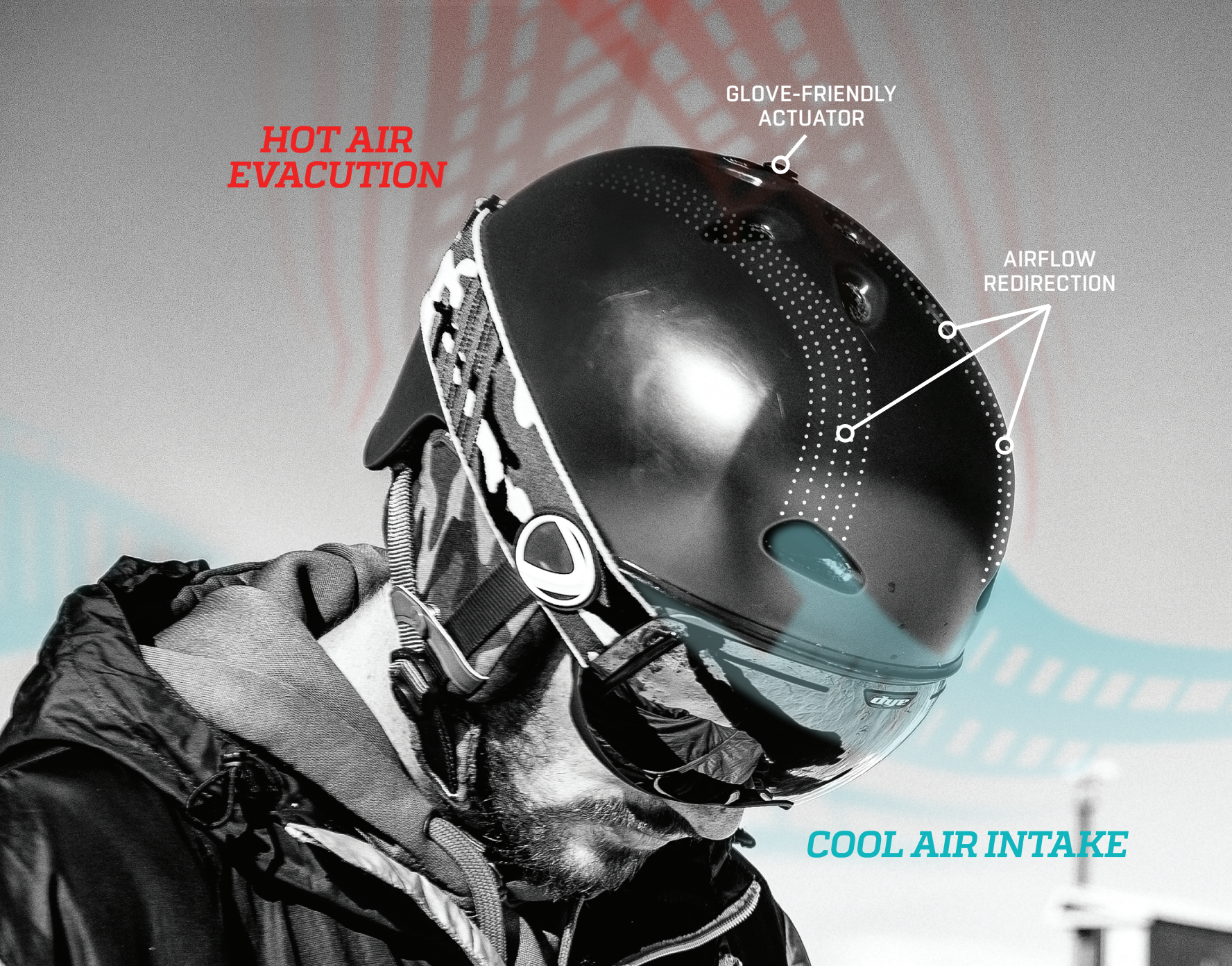


**HOT AIR  
EVACUATION**

GLOVE-FRIENDLY  
ACTUATOR

AIRFLOW  
REDIRECTION

**COOL AIR INTAKE**





# INTERNAL VENTING

**\*FEATURED COMMANDER**



## ACTIVE VENTING SYSTEM

---

>> The Active Venting System is designed to regulate the amount of cool air entering your helmet, and gives you the option to incrementally open or close the top vents by simply adjusting the glove-friendly actuator on top of the helmet.

**\*Featured in Commander, Kensington, Ascent & Covert Snow Helmets**

.....

## INTERNAL VENTING SYSTEM

---

>> Channels built into the helmet liner help keep your goggles fog-free by extracting warm air and moisture while allowing the air to escape through the top vents of the helmet.

**\*Featured in Commander, Kensington, Riot/Lite, Scandal, Ascent & Covert Snow Helmets**

.....

## JET DIFFUSION

---

>> Jet Diffusion directs air into interior channels to ventilate your entire head evenly, while maintaining airflow through your goggles.

**\*Featured in all Snow Helmets**

.....





**COM**

# WIMANDER





A detailed close-up of the interior of a helmet, showing the complex arrangement of dark, tufted padding and the suspension system. The padding is designed to provide a snug and comfortable fit. The suspension system consists of multiple straps and buckles that allow for adjustment. The overall appearance is technical and functional, emphasizing the quality and craftsmanship of the helmet.

**PRO-TEC**

# **COMMANDER**

## **QUALITY FIT & FUNCTION**

---

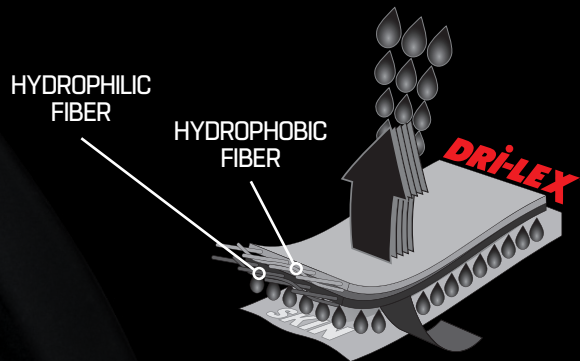
### **COMFORT TECHNOLOGY**

---

» The combination of an accommodating head shape, plush tufted liner, leading-edge venting technology and the new Dialed Suspension fit system make the Commander one of the most comfortable helmets in the Pro-Tec line. With Dry-Lex material incorporated, we're proud to offer the dryest, most comfortable helmet on the mountain.

---





## DRI-LEX

» Dri-Lex® is mastery over perspiration, and it comes from its hydrophobic (moisture-hating) polyester and hydrophilic (moisture-loving) nylon. This combination creates a 2-zone Comfort Lining® resulting in a push-pull effect that pulls perspiration off the skin and deploys it to the outer layer to rapidly dry.

Dri-Lex® is non-wrinkling, resists odor and mildew, is breathable and quick-drying.



## IN-MOLD TECHNOLOGY

» In-Mold Construction fuses a lightweight polycarbonate outer shell with the helmet's impact-absorbing EPS foam liner. This method of construction provides the optimal balance of protection and low-profile style without any excess weight.



## ADJUSTABILITY

» With micro adjustments, our Dialed Suspension fit system makes it easy for you to tighten or loosen the fit of your helmet for flexible comfort, keeping you snug and secure throughout your ride.

**PRO-TEC**



# COMMANDER

The Commander delivers the ultimate in comfort, airflow, and adjustability. The Active Venting System allows you to adjust the amount of cool air entering your helmet, while internal vents keep your goggles from fogging. Fine tune the fit by adjusting the Dialed Suspension Fit System, or choose to wear your goggle strap inside your helmet using the internal goggle channel. Ride with versatility, style, and comfort.

- **SHELL:** IN-MOLD MICRO SHELL
- **LINER:** EPS IMPACT LINER & INTERIOR GOGGLE CHANNEL
- **VENTS:** 9 PASSIVE VENTS, 2 FRONT GOGGLE VENTS, INTERNAL VENTING CHANNELS

- **INTERIOR:** DRI-LEX® MOISTURE MANAGEMENT MATERIAL, REMOVABLE/WASHABLE GAPER GASKET
- **FIT:** 6 SIZES / 2 SHELL BREAKS
- **CERTIFICATION:** ASTM 2040 / CE EN 1077

SIZES  
» XS, S, M, L, XL





» DARK BLUE  
1278122 ●  
1278222 - AF



» GRAY/BLUE  
1278126 ●



» DISTRESSED WHITE  
1278101 ●



» SATIN BLACK  
1278200 ●  
1278100 - AF



» GLOSS WHITE  
1278111 ●

AF = AUDIO FORCE ● = NEW PRODUCT

TECHNOLOGY

» DIALED SUSPENSION  
HELMET FIT SYSTEM



» GLOVE-FRIENDLY  
AIR-REGULATING  
VENTING ACTUATOR  
SYSTEM



» TOOL-LESS RE-  
MOVABLE GOGGLE  
STRAP CLIP



» LIGHTWEIGHT  
POLYCARBONATE  
OUTER SHELL  
CONSTRUCTION





# ***DUAL DIRECTION FIT TECHNOLOGY***

**FEATURED IN: COMMANDER, KENSINGTON, RIOT, SCANDAL, B2 SNOW, RUCKUS,  
SPARKLE, & CLASSIC JR. SNOW HELMETS**



DUAL DIRECTIONAL DIAL

## PRO-TEC TWIST FIT SYSTEM

» The Pro-Tec Twist Fit System wraps evenly around the rear of your head to comfortably keep your helmet secure while riding. Additionally, you are able to adjust the starting position of the fit system between three horizontal and two vertical positions, offering an unmatched custom fit.

.....

TWIST FIT  
SYSTEM

## DUAL DIRECTION DIAL

» With micro adjustments, our Dual Direction Dial makes it easy for you to tighten or loosen the fit of your helmet, keeping you comfortable and secure throughout your ride.

.....







# ***RIOT***



# BRECKENRIDGE

39.4864° N, 106.0436° W

ZACK BLACK - RIDER  
FEATURED HELMET - RIOT

$$\text{arc length} = \int_{x_0}^{x_T} ds = \int_{x_0}^{x_T} \sqrt{1 + [y']^2} dx$$

22ft SUPER Pipe

Slope Angle - 16.5  
Length - 500ft

Flex // Rotate // Speed // Height  
Max 83° 28mph 18ft

**Course Slope:** As “vertical air” is defined as the component of height achieved relative to the copings that is perpendicular to the length of the course.

500ft Length



DUAL DIRECTION FIT SYSTEM

FEATHERLIGHT

IN-MOLD MICRO SHELL

EPS IMPACT LINER

PRO-TEC





PRO-TEC



» WOODLAND CAMO  
1430246 ●



# RIOT

SIZES  
» XS, S, M, L, XL

» Built around our Classic shape with visor function, the Riot features a featherlight, low-profile fit and feel. What is unquestionably one of the lightest certified helmets in the industry, the Riot comes equipped with the Dual Direction Fit System, allowing you to easily customize the fit.

- SHELL: IN-MOLD MICRO SHELL
- LINER: EPS IMPACT LINER
- INTERIOR: NEWLY-DESIGNED, MAXIMIZING FIT & COMFORT
- VENTILATION: 11 OPEN VENTS

- WIND SHIELD: GAPLESS FIT BETWEEN HELMET & GOGGLES
- FIT: 5 SIZES / 3 SHELL BREAKS
- CERTIFICATION: ASTM 1492/1447, CPSC 1203, AS/NZS 2063:2008, CE 1078





» FACET CAMO  
1430247 ●  
1430347 - AF



» GRAY/BLUE  
1430203 ●



» GRAY NATIVE  
1430226 ●



» GLOSS WHITE  
1430201 ●



» GRAY/RETRO  
1430227 ●



» CLASSIC GREEN  
1430245 ●



» DISTRESSED BLUE  
1430222 ●



» BLACK  
1430200 ●  
1430300 - AF

AF = AUDIO FORCE ● = NEW PRODUCT

#### TECHNOLOGY

» AIRFLOW-  
PROMOTING  
CHANNELS BUILT  
INTO EPS LINER



» LOW-PROFILE  
POLYCARBONATE  
SHELL



» DUAL-DIRECTOIN  
HELMET FIT SYSTEM



» MULTI-SPORT  
CERTIFIED FOR BIKE,  
SKATE AND SNOW



# *B2 SNOW*







**PRO-TEC**



## B2 SNOW

SIZES

» XS, S, M, L, XL

» Delivering classic Pro-tec styling and bomb-proof toughness, the B2 Snow is perfect for getting that trick dialed in at the park. The B2 Snow comes equipped with the Dual Direction Fit System, allowing you to easily customize the fit.

- **SHELL:** HIGH-DENSITY, INJECTION-MOLDED ABS
- **LINER:** EPS
- **VENTS:** 15 SCREENED VENTS

- **INTERIOR:** NEWLY-DESIGNED, ONE-PIECE REMOVABLE & WASHABLE FULL-COVERAGE INTERIOR
- **FIT:** 5 SIZES / 3 SHELL BREAKS
- **CERTIFICATION:** ASTM 2040 / CE EN 1077





» SATIN WHITE  
1128201



» BLACK  
1128200 ● (RENTAL)  
1129300- AF



» OLIVE/ORANGE  
1128225 ●



» DISTRESSED WHITE  
1128201 ●



» GREY RETRO  
1128226 ●  
(AUDIO FORCE OPT)



» FIRE RED  
1128236 ●

AF = AUDIO FORCE ● = NEW PRODUCT ● = RENTAL

TECHNOLOGY

» HIGH DENSITY,  
INJECTION MOLDED  
ABS SHELL



» ADJUSTABLE  
GAP-SEALING  
INTERIOR LINER  
PIECE



» DUAL-DIREC-  
TION HELMET FIT  
SYSTEM



» COLD AIR-  
BLOCKING  
CHANNEL FOR  
GOGGLES TO  
REST IN



# CLASSIC SNOW







PRO-TEC



## CLASSIC SNOW

SIZES

» XS, S, M, L, XL

» The original Pro-tec Classic helmet officially certified for snow, skate and bike use. Ride in style with the protection you need, on snow or off. Certain styles available with removable bill for the 2014 season.

- **SHELL:** HIGH-DENSITY, INJECTION-MOLDED ABS
- **LINER:** EPS IMPACT LINER
- **VENTS:** 11 SCREENED VENTS

- **INTERIOR:** REMOVABLE & WASHABLE INTERIOR FIT PADS
- **FIT:** 4 SIZES / 1 SHELL BREAK
- **CERTIFICATION:** ASTM 1492, 2040 / CE EN 1077, 1078 / CPSC 1203A





» ORANGE  
1241325 ●  
1241425 - AF



» RASTA STRIPE  
1241347 ●  
1241447 - AF



» BLACK STRIPES  
1241300 ●



» DISTRESSED WHITE  
1241301 ●



» VINTAGE GREEN  
1241345 ●



» GRAY  
1241326 ●



» SATIN BLACK  
1241310  
1241400 - AF



» DISTRESSED WHITE  
1241301

AF = AUDIO FORCE ● = NEW PRODUCT

#### TECHNOLOGY

» HIGH DENSITY,  
INJECTION MOLDED  
ABS SHELL



» LOW-PROFILE,  
LIGHTWEIGHT EPS  
FOAM LINER



» MULTI-SPORT  
CERTIFIED FOR  
BIKE, SKATE AND  
SNOW




» DROP-IN  
AUDIOFORCE  
AUDIO  
SYSTEM















***WOMEN'S***









# ***CLASSIC WOMEN'S SCANDAL & KENSINGTON***



**PRO-TEC**



## KENSINGTON

» The Kensington delivers the ultimate in comfort, airflow, and adjustability. The Active Venting System allows you to incrementally adjust the amount of cool air entering your helmet, while the internal vents keep your goggles from fogging. Fine tune the fit by adjusting the new Dialed Suspension fit system, or choose to wear your goggle strap inside your helmet using the internal goggle channel.

- **SHELL:** IN-MOLD MICRO SHELL
- **LINER:** EPS IMPACT LINER & INTERIOR GOGGLE CHANNEL
- **VENTS:** 11 PASSIVE VENTS & 2 FRONT GOGGLE VENTS, INTERNAL VENTING CHANNELS

- **INTERIOR:** DRI-LEX® MOISTURE MANAGEMENT MATERIAL, ONE-PIECE REMOVABLE/WASHABLE
- **FIT:** 4 SIZES / 3 SHELL BREAK
- **CERTIFICATION:** ASTM 2040 / CE EN 1077

SIZES

» XS, S, M, L, XL





» EMERALD  
1361345 ●



» TAUPE/KEY LIME  
1361336 ●



» PLUM/SALMON  
1361375 ●  
1361475 - AF



» CORAL/TAUPE  
1361376 ●

AF = AUDIO FORCE ● = NEW PRODUCT

#### TECHNOLOGY

» LIGHTWEIGHT  
POLYCARBONATE  
OUTER SHELL  
CONSTRUCTION



» COLD AIR-BLOCKING  
CHANNEL FOR GOGGLES  
TO REST IN



» GLOVE-FRIENDLY  
AIR-REGULATING  
VENTING ACTUATOR  
SYSTEM



» DIALED SUSPENSION  
HELMET FIT SYSTEM



**PRO-TEC**



# SCANDAL

SIZES  
» XS

» The Scandal delivers featherlight performance with a stunning low-profile aesthetic, proving to be one of the lightest certified helmets in the industry. New for this season, the Scandal comes equipped with the Dual Direction Fit System, allowing you to easily customize the fit.

- **SHELL:** IN-MOLD MICRO SHELL
- **LINER:** EPS IMPACT LINER
- **VENTS:** 7 PASSIVE VENTS AND INTERNAL VENTING SYSTEM

- **INTERIOR:** NEWLY-DESIGNED, MAXIMIZING FIT & COMFORT
- **FIT:** 1 SIZES / 1 SHELL BREAK
- **CERTIFICATION:** ASTM 2040 / CE EN 1077, 1078 / CPSC 1203





» LOST ROSE  
1486178 ●



» SATIN PEACH  
1486176 ●



» DIP DYE GREY/PINK  
1486177 ●



» EMERALD  
1486145 ●



» DARK PURPLE/TEAL  
1486175 ●  
1486275 - AF



» PEARL WHITE  
1003145 ●

AF = AUDIO FORCE ● = NEW PRODUCT

TECHNOLOGY

» AIRFLOW-PROMOTING  
CHANNELS BUILT INTO  
EPS LINER



» LOW-PROFILE,  
POLY-CARBONATE  
SHELL



» DUAL-DIRECTOIN  
HELMET FIT SYSTEM



» MULTI-SPORT  
CERTIFIED FOR  
BIKE, SKATE AND  
SNOW



**PRO-TEC**



## CLASSIC SNOW WOMEN'S

SIZES

» XS, S, M, L, XL

» The original Pro-tec Classic helmet officially certified for snow, skate and bike use. Ride in style with the protection you need, on snow or off.

- **SHELL:** HIGH-DENSITY, INJECTION-MOLDED ABS
- **LINER:** EPS IMPACT LINER
- **VENTS:** 11 SCREENED VENTS

- **INTERIOR:** REMOVABLE INTERIOR FIT PADS
- **FIT:** 4 SIZES / 1 SHELL BREAK
- **CERTIFICATION:** ASTM 1492, 2040 / CE EN 1077, 1078 / CPSC 1203A





» POP SALMON  
1258377 ●



» POP EMERALD  
1258345 ●



» PASTEL CAMO  
1258347 ●



» PEARL BLACK  
1258300 ●  
1258400 - AF

AF = AUDIO FORCE ● = NEW PRODUCT

#### TECHNOLOGY

» HIGH DENSITY,  
INJECTION MOLDED ABS  
SHELL



» LOW-PROFILE,  
LIGHTWEIGHT EPS  
FOAM LINER



» MULTI-SPORT  
CERTIFIED FOR  
BIKE, SKATE AND  
SNOW



» DROP-IN  
AUDIOFORCE  
AUDIO  
SYSTEM





PRO-TEC





***GROMS***





# ***RUCKUS & SPARKLE***



**PRO-TEC**



## RUCKUS

SIZES  
» XS, S, M, L, XL

» Built around our Classic shape with visor function, the Ruckus features a featherlight, low-profile fit and feel, meeting the demands of the smaller rider.

- **SHELL:** IN-MOLD MICRO SHELL
- **LINER:** EPS IMPACT LINER
- **VENTS:** 7 PASSIVE VENTS AND INTERNAL VENTING SYSTEM

- **INTERIOR:** REMOVABLE & WASHABLE FIT PADS
- **FIT:** 4 SIZES / 1 SHELL BREAK
- **CERTIFICATION:** ASTM 2040 / CE EN 1077, 1078 / CPSC 1203





» BLACK/CYAN  
1480300 ●



» CYAN/CITRUS  
11480322 ●



» GRAY OWL  
1480326 ●

● = NEW PRODUCT

#### TECHNOLOGY

» AIRFLOW-PROMOTING  
CHANNELS BUILT INTO  
EPS LINER



» LOW-PROFILE,  
POLY-CARBONATE  
SHELL



» DUAL-DIRECTION  
HELMET FIT SYSTEM



» MULTI-SPORT  
CERTIFIED FOR  
BIKE, SKATE AND  
SNOW



**PRO-TEC**



## SPARKLE

SIZES  
» XS, S, M, L, XL

» Built around our Classic shape with visor function, the Sparkle features a featherlight, low-profile fit and feel, meeting the demands of the smaller rider.

- **SHELL:** IN-MOLD MICRO SHELL
- **LINER:** EPS IMPACT LINER
- **VENTS:** 7 PASSIVE VENTS AND INTERNAL VENTING SYSTEM

- **INTERIOR:** REMOVABLE & WASHABLE FIT PADS
- **FIT:** 4 SIZES / 1 SHELL BREAK
- **CERTIFICATION:** ASTM 2040 / CE EN 1077, 1078 / CPSC 1203





» GLOSS WHITE  
1508301 ●



» POP PINK  
1508377 ●



» LITE BLUE  
1508322 ●

● = NEW PRODUCT

#### TECHNOLOGY

» AIRFLOW-PROMOTING  
CHANNELS BUILT INTO  
EPS LINER



» LOW-PROFILE,  
POLY-CARBONATE  
SHELL



» DUAL-DIRECTIOIN  
HELMET FIT SYSTEM



» MULTI-SPORT  
CERTIFIED FOR  
BIKE, SKATE AND  
SNOW





***CLASSIC SNOW JR.***





**PRO-TEC**



## CLASSIC SNOW JR.

SIZES

» XS, S, M, L, XL

» The original Pro-tec Classic skate style with multi-sport certification for the smaller rippers out there.

- **SHELL:** HIGH-DENSITY, INJECTION-MOLDED ABS
- **LINER:** EPS IMPACT LINER
- **VENTS:** 11 SCREENED VENTS

- **INTERIOR:** REMOVABLE & WASHABLE INTERIOR FIT PADS
- **FIT:** 4 SIZES / 1 SHELL BREAK
- **CERTIFICATION:** ASTM 1492, 2040 / CE 1077, 1078 / CPSC 1203





» GRAY BUNNY  
1250126 ●



» PINK BUNNY  
1250177 ●



» WHITE SKULL  
1250101 ●



» GREEN FROG  
1250146 ●



» BLACK CYAN  
1250100 ●



» POP GREEN  
1250145 ●



» HELLO KITTY  
1101200

● = NEW PRODUCT

#### TECHNOLOGY

» HIGH DENSITY,  
INJECTION MOLDED  
ABS SHELL



» LOW-PROFILE,  
LIGHTWEIGHT EPS  
FOAM LINER



» MULTI-SPORT  
CERTIFIED FOR  
BIKE, SKATE AND  
SNOW









***PADS & LINERS***



# IPS BACK PROTECTOR

SIZES

» XXS, XS, S, M, L, XL

» Taking impact protection to the next level, the IPS Back Protector offers maximum protection without restricting side-to-side movement.

- ANATOMICAL INJECTION-MOLDED/HINGED CAP PROTECTION
- COMFORTABLE AND ADJUSTABLE SHOULDER STRAPS
- ADJUSTABLE SIZING WAISTBAND
- CERTIFICATION: CE-EN 14120





# IPS BACK PAD

SIZES  
» S, M, L

» Newly designed impact protection for those who want focused back security. Soft shoulder straps and waist strap keep the pad in place for all-day comfort.

- ANATOMICAL INJECTION-MOLDED/HINGED CAP PROTECTION
- COMFORTABLE AND EASY-FIT SHOULDER STRAPS
- ADJUSTABLE SIZING WAISTBAND
- CERTIFICATION: CE-EN 14120

1339085



## IPS RAIL GUARD

SIZES  
» S/M, L/XL

» Shield your shins from those hard park rails and features! Newly-designed to adjust to your specific needs, the hard caps are easily removable and provide multiple degrees of protection. Fully anatomical and flexible to move with you and be there when you need it.

- CUSHIONED, CONTOURED KNEE PAD
- MODULAR HARD CAP PROTECTION
- MEMORY FOAM INTERIOR TO CUP & HOLD YOUR KNEE IN PLACE
- ANATOMICALLY-DESIGNED, FLEXIBLE & LIGHTWEIGHT
- EASY OPEN-BACK ENTRY

1352082





# GRAVITY KNEE

SIZES  
» S/M, L/XL

» Take speed and comfort to the next level with the Gravity Knee Pad, designed to take the hardest impacts—thanks to an anatomical, two-ply EVA foam-padded internal hard cap with medial and lateral knee padding.

- ANATOMICAL TWO-PLY EVA FOAM-PADED INTERNAL HARD CAP
- TOP AND BOTTOM STRETCH GORE STRAPS WITH HOOK-AND-LOOP CLOSURES
- MEDIAL AND LATERAL PADDING

1318000

PRO-TEC



\*M



\*W



## IPS LO PRO 3/4 HIP PADS

SIZES

» S, M, L, XL

»The IPS Lo Pro Hip ¾-length Hip Pads provide the very best in compression fit and strategically-located impact padding. Designed with articulation with first-layer coverage just above the boot cuff height.

- ANATOMICALLY DESIGNED, FLEXIBLE & LIGHTWEIGHT
- BREATHABLE, MOISTURE-WICKING & WASHABLE
- STRATEGICALLY LOCATED IMPACT PADDING
- REMOVABLE, MOLDED/HINGED SPINE CAP BACK PROTECTOR
- DUAL MICRO-ADJUST SIZING WAISTBAND
- CERTIFICATION: CE-EN 14120

MEN'S: 1350000  
WOMEN'S: 1357007





# IPS HIP PADS

SIZES

» S, M, L, XL

» Designed for a low-profile comfort fit with extra protection where it's needed the most, protecting you from unexpected slams.

- ANATOMICALLY DESIGNED, FLEXIBLE & LIGHTWEIGHT
- BREATHABLE, MOISTURE-WICKING & WASHABLE
- STRATEGICALLY LOCATED IMPACT PADDING

- REMOVABLE, MOLDED/HINGED SPINE CAP BACK PROTECTOR
- DUAL MICRO-ADJUST SIZING WAISTBAND
- CERTIFICATION: CE-EN 14120

MEN'S: 1375000  
WOMEN'S: 1554007



# IPS LO PRO HIP PADS

SIZES

» S, M, L, XL

» The IPS Lo Pro Hip Pads provide the very best in compression fit and strategically-located impact padding. The form-fitting anatomic padding fits around any body shape while the Dri-Lex® moisture-management material keeps you dry and comfortable.

- ANATOMICALLY DESIGNED, FLEXIBLE & LIGHTWEIGHT
- BREATHABLE, MOISTURE-WICKING & WASHABLE
- STRATEGICALLY LOCATED IMPACT PADDING

- REMOVABLE, MOLDED/HINGED SPINE CAP BACK PROTECTOR
- DUAL MICRO-ADJUST SIZING WAISTBAND
- CERTIFICATION: CE-EN 14120

MEN'S: 1349000  
WOMEN'S: 1358007

**PRO-TEC**



» FACET DRAB  
1305002





» TOPO DRAB  
1305003



» FUSCIA GEOMETRIC  
1305009



» GRAY LEGION  
1305012



» BLACK/WHITE  
STRIPES  
1305007



» ALASKA  
1305013



» BLACK  
1305000



» DIRTY CAMO  
1305006



» FACET BLOOD ORANGE  
1305005



» WRECKAGE  
1305004



» CORAL FLORAL  
1305011



» PURPLE MOUNTAINS  
1305010



» EMERALD FLORAL  
1305008

# BANDANA FACE MASK

SIZES  
» ONE SIZE

» Protect your face and neck from harsh, icy weather with our fleece-lined Bandana Face Mask. It's made specifically to be compatible with all Pro-tec helmets with tabs that connect directly to the straps of the helmet.

- ANATOMICALLY DESIGNED, FLEXIBLE & LIGHTWEIGHT
- SOFT BREATHABLE CONSTRUCTION
- COMPATIBLE WITH AND WITHOUT A HELMET
- 7 REINFORCED MOUTH AND NOSE VENTING HOLES

**PRO-TEC**



**\*ALSO OFFERED IN BLACK**

## BALACLAVA

» Newly-designed for a lower profile and comfortable fit under your helmet. Articulated to move with ease from over your nose and under your chin.

• ANATOMICALLY DESIGNED,  
FLEXIBLE & LIGHTWEIGHT

• BREATHABLE, MOISTURE-  
WICKING & WASHABLE

SIZES

» ONE SIZE

1138000



## SKULL CAP

» Looking for maximum warmth on icy cold days? Throw on a Skull Cap under your helmet and you're off. Unlike regular beanies, a Skull Cap is equipped with a thinner layer of material around the top of your head, so it fits comfortably under all Pro-tec helmets without compromising fit.

• ANATOMICALLY DESIGNED, FLEXIBLE  
& LIGHTWEIGHT

SIZES

» S/M, L/XL





## IPS JR. 2-PACK

» The IPS Jr. 2-Pack includes the IPS Wrist, and Knee Pads specially made to fit the next generation of shredders out there.

SIZES

» Y, OS

1345000



## IPS KNEE & ELBOW

» All-around knee and elbow pads for soft, comfortable joint protection. The flexible, non-constricting design provides protection from hard conditions, while still allowing your knees and elbows to maintain complete mobility and range of motion.

SIZES

» S/M, L/XL

1348000



## IPS WRIST

» Learning to ride or just want that extra level of protection on icy days? Then our IPS Wrist Guards are there to help. They fit comfortably under most gloves and still allow you to move your hands freely. Both top and bottom splints are removable to customize your wrist protection as you like.

SIZES

» Y, OS

1356000

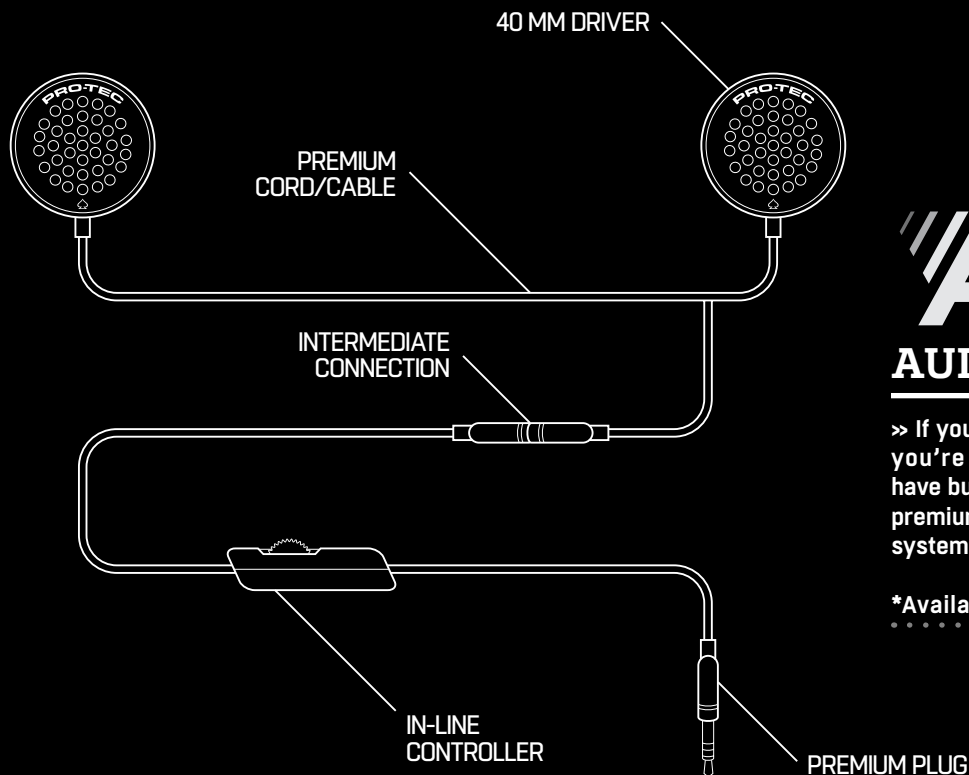




# AUDIOFORCE DROP-IN SYSTEM

FEATURED IN: RIOT & COMMANDER

\*AUDIO FORCE EAR SETS ARE ALSO AVAILABLE TO BE SOLD SEPERATELY AS AN AFTERMARKET UPGRADE



## AUDIO COMPATIBLE

>> If you decide you want to add audio to your helmet, then you're in luck. All helmets in the Pro-tec snow line have built-in audio pockets so they are ready to add your own premium quality drop in set or any industry-standard drop-in system. simply open the pocket and drop in the speakers.

\*Available in all styles except for grom helmets

**PRO-TEC**



## LINER & FIT KITS

» Once the interior liner or fit kit gets smelly and thrashed, replace it with a new one.

*SIZES*

» S, M, L, XL

B2: 1122000

CLASSIC: 1252000

COMMANDER/KENSINGTON: 1275000

RIOT/SCANDAL: 1457000

CLASSIC JR.: 1251000





# REPLACEMENT EAR SETS

>> Once the ear set gets lost, smelly or thrashed, replace it with a new one.

SIZES  
>> S, M, L, XL

**PRO-TEC**



» **ICONIC HOODY**  
BLACK/CHARCOAL



» **CREWNECK**  
BLACK/DARK HEATHER



» **COACH JACKET**  
BLACK



» **4 WAY STRETCH SHORTS**  
DARK GREY

# CASUAL APPAREL

» The Pro-Tec team needs some threads for repping us on the scene. And well, so do you! Find a shirt that matches your style.

SIZES

» S, M, L, XL, XXL





» 6 PANEL  
BLACK



» ICONIC SNAP  
BLACK



» DRIVER  
BLACK



» 6 PANEL  
CAMO



» ICONIC SNAP  
BLUE



» DRIVER  
BLUE



» YO  
BLACK, LIGHT GREY, ROYAL, EARTH



» HAU  
BLACK, GREY, BLUE, MAROON



» CAP  
HEATHER



» C-BOWL  
BLACK



» DINER  
BLACK



» CAP  
NAVY



» C-BOWL  
WHITE



» DINER  
WHITE





» PINNER  
BLACK



» JARHEAD  
BLACK/WHITE



» GO RIDE  
BLACK



» PINNER  
ROYAL



» SANTOVIN  
BLACK



» GO RIDE  
GREEN

HELMET  
SIZING

	JR	X-SMALL	SMALL	MEDIUM	LARGE	X-LARGE	XX-LARGE
HEAD CIRCUMFERENCE	19.3"-21.3" 49-54cm	20.1"-20.5" 51-52cm	20.9"-21.3" 53-54cm	21.7"-22" 55-56cm	22.4"-22.8" 57-58cm	23.2"-23.6" 59-60cm	24"-24.4" 61-62cm
HAT SIZE	6 1/8-6 3/4	6 3/8-6 1/2	6 5/8-6 3/4	6 7/8-7 1/8	7 1/4-7 3/8	7 1/2-7 5/8	7 3/4-7 7/8

TRANSFER  
KNEE

	SMALL		MEDIUM		LARGE		X-LARGE	
	A	B	A	B	A	B	A	B
XXX	13"-18" 33-45.7cm	12"-15" 30.5-38.1cm	13"-18" 33-45.7cm	12"-15" 30.5-38.1cm	14"-20" 35.6-50.8cm	13"-17" 33-43.2cm	14"-20" 35.6-50.8cm	13"-17" 33-43.2cm

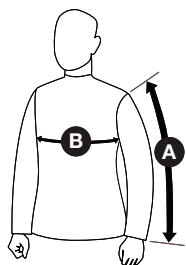
IPS  
BACK PAD

	SMALL		MEDIUM		LARGE	
	A	B	A	B	A	B
XXX	14.5"-15.75" 37-40cm	24"-31" 60.9-78.7cm	15.75"-18.1" 40-46cm	27"-35" 68.6-88.9cm	18.1"-20" 46-50.8cm	31"-39" 78.7-99.1cm

IPS  
WRIST GUARD

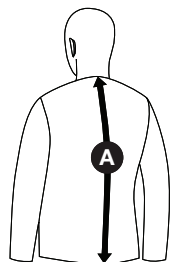
	X-SMALL	SMALL	MEDIUM	LARGE	X-LARGE
WRIST CIRCUMFERENCE	5.5"-6" 14-15.2cm	6.5"-7" 16.5-17.8cm	7.5"-8" 19.1-20.3cm	8.5"-9" 21.6-22.9cm	9.5"-10" 24.1-25.4cm

SIZING



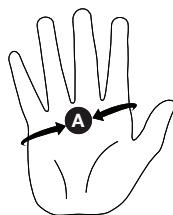
FULL SUIT

- A Measurement from top of sleeve to cuff
- B Measure the circumference around fullest part of bust, under arm and around shoulder blades



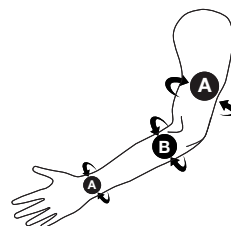
BACK BRACE

- A Measure from the collar of shirt to waist



GLOVES

- A Measure hand around the widest part of the knuckles



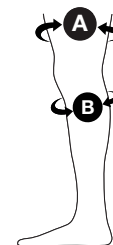
ELBOW PADS

- A Measure the circumference 6" above elbow center
- B Measure the circumference 4" below elbow center



ANKLE BRACE

- A Measure the circumference 3" above ankle center



KNEE PADS

- A Measure the circumference 4" above knee center
- B Measure the circumference 4" below knee center

## IPS PADS

	SMALL		MEDIUM		LARGE	
	A	B	A	B	A	B
ELBOW	9.5"-11.5" 24.1-29.2cm	8.5"-10" 21.6-25.4cm	11.5"-13.5" 29.2-34.3cm	10"-11.5" 25.4-29.2cm	13.5"-15.5" 34.3-39.4cm	11.5"-13" 29.2-33cm
KNEE	12"-14.5" 30.5-36.8cm	10"-12" 25.4-30.5cm	14.5"-17" 36.8-43.2cm	12"-14" 30.5-35.6cm	17"-19.5" 43.2-49.5cm	14"-16" 35.6-40.6cm

## IPS RAIL GUARD

	SMALL		MEDIUM		LARGE		X-LARGE	
	A	B	A	B	A	B	A	B
XXX	13"-18" 33-45.7cm	12"-15" 30.5-38.1cm	13"-18" 33-45.7cm	12"-15" 30.5-38.1cm	14"-20" 35.6-50.8cm	13"-17" 33-43.2cm	14"-20" 35.6-50.8cm	13"-17" 33-43.2cm

## IPS JR 2-PACK

	SMALL	
	A	B
WRIST CIRCUMFERENCE	12"-14.5" 30.5-36.8cm	10"-12" 25.4-30.5cm



## IPS LO PRO 3/4 HIP PAD M

	SMALL		MEDIUM		LARGE		X-LARGE	
	A	B	A	B	A	B	A	B
XXX	28"-31" 71.1-78.7cm	18.3"-18.8" 46.5-47.8cm	31"-35" 78.7-88.9cm	18.8"-19.5" 47.8-49.5cm	35"-38" 88.9-96.5cm	19.5"-20.3" 49.5-51.6cm	38"-41" 96.5-104cm	20.3"-21" 51.6-53.3cm

## IPS LO PRO 3/4 HIP PAD W

	X-SMALL		SMALL		MEDIUM		LARGE	
	A	B	A	B	A	B	A	B
XXX	20.5"-23.5" 52-59.7cm	17"-17.5" 43.2-44.5cm	23.5"-27.5" 59.7-69.9cm	17.5"-18" 44.5-45.7cm	27.5"-31" 69.9-78.7cm	18"-18.5" 45.7-47cm	31"-34.5" 78.7-87.8cm	18.5"-19" 47-48.3cm

## HIP PAD M

	X-SMALL		SMALL		MEDIUM		LARGE		X-LARGE	
	A	B	A	B	A	B	A	B	A	B
XXX	25"-28" 63.5-71.1cm	6.3"-6.8" 16-17.3cm	28"-31" 71.1-78.7cm	6.8"-7.5" 17.3-19.1cm	31"-35" 78.7-88.9cm	7.5"-8.3" 19.1-21.1cm	35"-38" 88.9-96.5cm	8.3"-9" 21.1-22.9cm	38"-41" 96.5-104cm	9"-9.8" 22.9-24.9cm

## HIP PAD W

	X-SMALL		SMALL		MEDIUM		LARGE		X-LARGE	
	A	B	A	B	A	B	A	B	A	B
XXX	20.5"-23.5" 52-59.7cm	7.5"-7.8" 19.1-19.8cm	23.5"-27.5" 59.7-69.9cm	7.8"-8" 19.8-20.3cm	27.5"-31" 69.9-78.7cm	8"-8.3" 20.3-21.1cm	31"-34.5" 78.7-87.8cm	8.3"-8.5" 21.1-21.6cm	34.5"-38.5" 87.8-97.8cm	8.5"-9" 21.6-24.9cm

## IPS LO PRO HIP PAD M

	SMALL		MEDIUM		LARGE		X-LARGE	
	A	B	A	B	A	B	A	B
XXX	28"-31" 71.1-78.7cm	6.5"-7" 16.5-17.8cm	31"-35" 78.7-88.9cm	7"-7.8" 17.8-19.8cm	35"-38" 88.9-96.5cm	7.8"-8.5" 19.8-21.6cm	38"-41" 96.5-104cm	8.5"-9" 21.6-24.9cm

## IPS LO PRO HIP PAD W

	X-SMALL		SMALL		MEDIUM		LARGE	
	A	B	A	B	A	B	A	B
XXX	20.5"-23.5" 52-59.7cm	6.4"-7.3" 16.3-18.5cm	23.5"-27.5" 59.7-69.9cm	7.3"-7.4" 18.5-18.8cm	27.5"-31" 69.9-78.7cm	7.4"-7.9" 18.8-20cm	31"-34.5" 78.7-87.8cm	7.9"-8.4" 20-21.3cm

# SIZING



---

GOGGLE COMPATIBILITY



# RETAIL DISPLAYS

>> Get your product on branded Point-of-Purchase displays to maximize brand recognition and distinguish Pro-Tec as a top choice on the shop floor. These items are built to help product fly off the shelf.



## PRO-TEC 33A

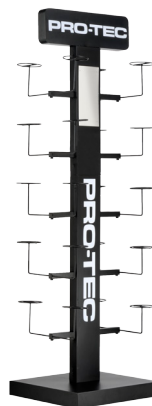
### FEATURES

- Size: 52" W x 95.5" H x 28.5" D
- Display Space: 49" W x 76" H x 16" D x2
- Features:
  - One 24" x 15" Shelf
  - Six 12" Waterfalls
  - Eight 3" Waterfalls
  - Four 14" Faceouts
  - Four 12" Faceouts
  - Two 54" x 14" Lower Shelves
  - Two Header Cards

## PRO-TEC FIT 44A

### FEATURES

- Size: 43.25" W x 66.5" H x 24" D
- Display Space: 38.5" W x 52.5" H x 6.5" D x2
- Features: Twelve 12" Waterfalls & Two 12" Faceouts



## PRO-TEC HELMET TOWER

### FEATURES

- Sturdy metal construction
- Holds up to 20 helmets on display
- Holds up to 20 pads on display
- Pro-tec logos on top and side panels



## PRO-TEC FIT MIRROR

### FEATURES

- Mirrored surface to show reflection
- Can be hung on any wall



## SLATWALL HELMET HOOKS

### FEATURES

- 6 hooks per pack ABS plastic
- Each hook holds one helmet
- Easily hooks to slat wall





### PRO-TEC DEALER STICKER

#### FEATURES

- 7.5" W x 3.25" H, printed both sides




### PRO-TEC LOGO MAT

#### FEATURES

##### AVAILABLE IN TWO SIZES

- 36" W x 18" H, synthetic fiber with rubber backing
- 24" W x 36" H, recycled PET with grommets



### PRO-TEC SLATWALL TAPE

#### FEATURES

- 2.5" H x 200' L, adhesive vinyl



### PRO-TEC DISPLAY CUBE

#### FEATURES

- Available in two sizes

## Global Headquarters

---

### Dye Precision, INC. | Pro-Tec

10637 Scripps Summit Court  
San Diego, CA 92131

### Pro-Tec Asia

No. 253 Guojhong Rd. Dali City  
Taichung County 412, Taiwan  
Tel: +886 (0) 4-2407-9135

### Pro-Tec UK

Steve Wilkinson  
steve@swilkinsonsales.co.uk  
Tel: 075 40881751

### Pro-Tec Europe / Germany

Pro-Tec Germany  
Gesellschaft mit beschränkter Haftung  
Albert-Einstein Str.2B  
DE-77656 Offenburg  
Tel: +49 781 120 302-13

## NORTH AMERICA

---

Dye/Pro-Tec USA  
Kaleo Alo- North America Sales manager  
10638 Scripps Summit Court San Diego,  
CA 92131 Tel: 858-603-7887  
Mpatten@dyeprecision.com  
kalo@dyeprecision.com  
www.pro-tec.net

## EUROPE

---

Denmark  
BB Agentur Aps  
Tel: +49 781 120 302-19  
ms@bb-agentur.dk

Estonia/Latvia/Lithuania  
AS Marsten Marketing  
Tel: 3726504820  
peeter@marsten.ee  
www.marsten.ee

France  
Sebastien Lepine  
Sebastie.lepine@free.fr  
Tel: +33(0)6 99 42 2265

Greece/ Cyprus  
EMEA Headquarters  
Tel: +49 781 120 302-19  
jsachs@dyprecision .com

Germany and Austria  
Ralph Schumacher  
rschumacher@dyeprecision.com  
Tel: +49 176 725 704-76

Iceland  
ORNNIN HJOL LTD  
Tel: +3545889890  
orninn@orninn.is  
Holland,Belgium and Luxembourg  
Rotterdam Agency  
Tel + 31618080770  
contact@birnstar.com

Hungary  
EMEA Headquarters  
Tel: +49 781 120 302-19  
jsachs@dyprecision .com

Italy  
EMEA Headquarters  
Tel: +49 781 120 302-19  
jsachs@dyprecision .com

Norway  
Northern Europe (UK,Ireland+Scandinavia)  
Tel: +44 2086496330  
ellcie@dyeprecision.com

Poland  
TAC-SPORT SPOLKA Z O.O.  
Tel: +48 502 232 911  
info@tac-sport.pl

Portugal  
EMEA Headquarters  
Tel: +49 781 120 302-19  
jsachs@dyprecision.com

Romania  
EMEA Headquarters  
Tel: +49 781 120 302-19  
jsachs@dyprecision.com

Serbia ,Montenegro,Kosovo  
Northern Europe (UK, Ireland+Scandinavia)  
Tel: +49 781 120 302-19  
jsachs@dyprecision.com

Slovenia,Macedonia,Abania  
Northern Europe (UK,Ireland+Scandinavia)  
Tel: +49 781 120 30219  
jsachs@dyprecision.com

Spain, Andorra  
Israel Creado  
Tel: +34655890809  
Israelcriado@hotmail.com

Sweden  
Northern Europe (UK,Ireland+Scandinavia)  
Tel: +442086496330  
ellcie@dyeprecision.com

Switzerland  
MB SPORTSWEAR GmbH  
Tel: +41 323747584  
info@mbsportswear.ch

UK +Ireland  
Dye/Pro-Tec UK  
Tel: +44 2086496330  
ellcie@dyeprecision.com

Russia  
MCA  
Tel: +7 495 739 00 18 ext.104  
alexey.k@ss365.ru

## AFRICA

---

South Africa,Namibia,Mauritius, Botswana  
Sports Direct  
Tel: + 27 21 709 0084/5  
administration @chappersd.co.za

## MIDDLE EAST

---

UAE,Qatar,,Bahrain,Oman,Saudi  
Arabia,Yemen  
Sun and Sand Sports LLC  
Tel: +97 143 599 905  
rahul@sunandsandsports.com

## ASIA PACIFIC

---

AUSTRALIA  
ABYSS Distribution  
Unit 5, 25-27 Augusta Drive,  
Laverton North, Victoria, Australia  
61 (0)3 8360 8844  
paul@abyss.net.au

New Zealand Tritan Distribution  
P.O. Box 4490 Mount Maunganui  
Tel: 647 572 0375  
Pro-Tec@Tritan.co.nz

## ASIA

---

Japan  
Z.E.N. Distribution  
2-2-16 Ozakudai Hamura-shi  
Tokyo Japan  
Tel: 81 042 578 8317  
info@zendistro.com

Other Asia inquiries  
Dye/Pro-Tec Asia  
no. 253 Guojhong Rd.  
Dali City Taichung Cnty 412, Taiwan  
Tel: 886 (0) 4-2407-9135  
Ellen@dyeprecision.com

---

**Add Distributor Sticker Here -**

---



@PROTEC1973 | #PROTECSNOW | @PROTEC

W W W . P R O - T E C . N E T

Copyright © 2014 Dye Precision, Inc. The stylized "Pro-Tec" logo and the "Spade" logo are either registered trademarks, trademarks, or design trademarks of Dye Precision, Inc.